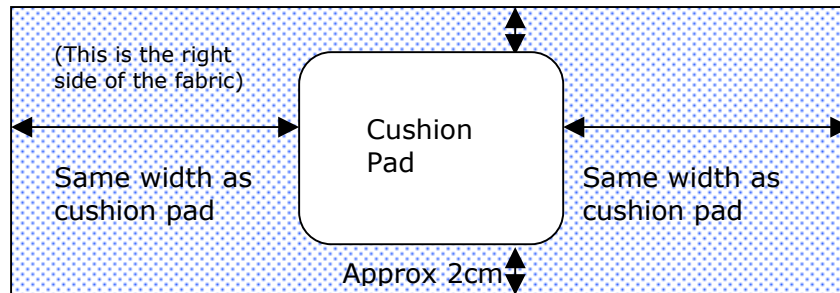


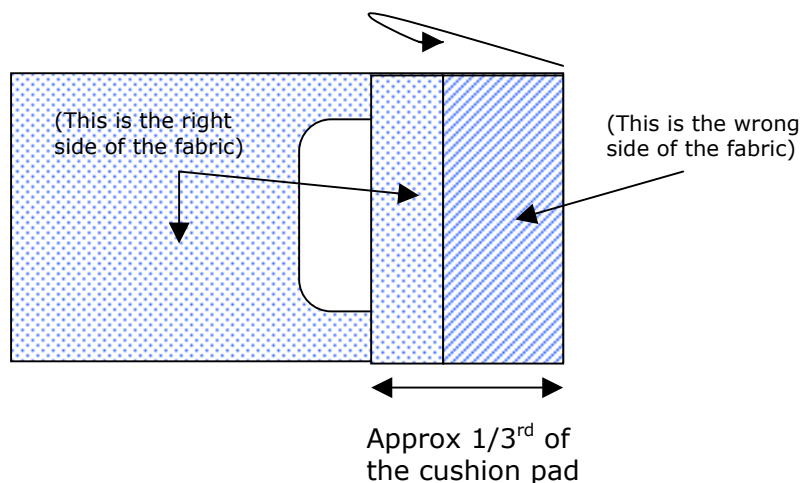
Making 'Easy-Sew' cushion covers

These cushion covers are really easy to make, and can be made from off-cuts, which is cheap and easy. You can measure each part to make them perfectly, but if you are in a rush, this is the easiest way:

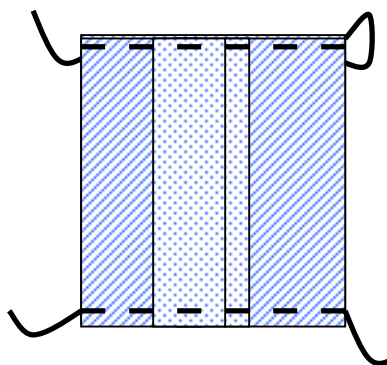
1. Firstly, lay your cushion pad onto the right side of your fabric to make sure you have enough. The fabric should wrap around the cushion pad one and a half times, with a gap at the top and bottom of approximately 2cm for each edge.



2. Then wrap one side of the fabric over the cushion pad and fold 1/3rd of that back on itself. Repeat on the other side.



3. Once you have done this, machine along the two edges (after removing the pad!).



4. Turn inside out, and hey voila! an easy sew cushion cover!